

Documentare in eTwinning

Michela Pinna – Ambasciatrice Sardegna

Documentare... dove e come?

ORGANIZZAZIONE E STRUTTURA DEL TWinspace

Pubblico / privato

Pagine e sottopagine

Sezione materiali (cartelle personali/per attività...)

Diario del progetto

Documentare la progettazione collaborativa

Project planning and resources

Here is the link to our project planning file:

[Project planning](#)



Details	Pupils age Languages: English, French, Italian, Greek, Polish From 3 to 8 School Level Kindergarten, Primary 150 pupils ca
Brief description	A visitor from outer space is coming to Earth and needs to have information about our planet. Our students will show him that our planet is rich in diversities both in cultural and nature. Activities will be planned over three main topics: diversity among us (ourselves, our schools, our countries), diversity in culture (our languages, alphabets, recipes, houses, etc.) and diversity in nature (biodiversity) and will last over the school year. Five schools from Italy, France and Greece will be part of the project which was inspired by the reading of the book "If you come to Earth" by Sophie Blackall.
Subjects	Cross Curricular, Citizenship
Objectives and aims	The project aims to help pupils understand that diversities are a resource for life and we need to protect them and respect all the different cultures, lifestyles and forms of life. Moreover, as the common language is English and we need ICT tools to share contents, we will also teach ICT and English in a

	meaningful way.
Work process	The project will last all the school year and activities will start from the European code week until the end of May. All the partners collaborated in the project planning and we will share duties, every partner is in charge for one aspect: creating the project, organising the Twinspace, organising the Code week activities, collecting the photos for the photo galleries, creating the final product. We have planned two or three activities every month. We will use songs and will play online games. We planned three online meeting along the school year.
Pedagogical principles	Team work, learning by doing, use of ICT tool
Methodology	
Expected results	We will realise a storytelling of the project in a form of an ebook or a video which will be shared on the Twinspace and on our school websites. (Final outputs, collaborative products) <i>Common product for each topic</i> <i>Final product:</i> <i>Common ebook</i> <i>Poll for the title and the project logo-ebook cover (older pupils could be in charge, all the classes vote for the best)</i>
Evaluation, self-evaluation	<i>questionnaires for pupils, teachers, parents</i>
Documentation,	<i>School websites</i>

Documentare e disseminare processi e risultati:

il Diario del progetto

Drop by drop we all play our part

The project is aimed to work crosscurricularly on:
 Citizenship - to respect themselves and other people; anti-covid rules;
 Environmental education - waste sorting out and reduction, recycling,
 energy saving, sustainable mobility; Digital literacy - e-safety.

Ultimi aggiornamenti



We love you, friends!

Commenti 16:37 23.06.2021

★ 9 🗨️ 3

On the fourth of June, a day in advance, we celebrated Environment Day with the Award Ceremony of our "Break plastic free Contest".

And the winner was our second B class! Good job and thanks to this project.

Children were awarded with a vintage exercise book made with recycled paper.



Our project travels around the world!!!

Here is my article for K.I.D.S. online magazine about World Environment Day, presenting our project activities.



To read the June 2021 issue click here

Commenti

18:01 01.06.2021

★ 7 🗨️ 3

Organizzare e documentare: pagine e sottopagine

Pagine

> Let's start

- Project plan and tips
- Project netiquette
- eSafety & Bullying
- Facebook group

Let's introduce ourselves!

- Our collaborative map
- The teachers
- The pupils
- Our environment

Pagine

Environment activities

- Environmental education: survey
- Environmental activities in our schools
- World Water Day
- Happy Earth Day 2021
- World Environment Day 2021
- Our products

Video-meetings

- Meeting timetable

FEBRUARY

- Photo sharing: socks
- Clothes: songs, vocabulary, online games
- LANGUAGES: let's say "1-2-3-4-5"
- Odd socks day

MARCH

- LANGUAGES: let's say "peace"
- Photo sharing: hobbies
- Hobbies: songs, vocabulary, online games

Evaluation

- Parents' and kids' evaluation
- Teachers' evaluation
- The Final Report of our project

Web Tools We Used






Dissemination

Organizzazione dei materiali

Immagini

Immagini Video Documenti

Album ?

 France	 Greece
 Italy - ICS 4 Quartu S.E.	 Italy_Castions
 Poland	

+ Crea un album di immagini

Immagini

Immagini Video Documenti



Album ?

 Christmas alphabet pictures	 Christmas frames
 Earth Day	 Environmental education- ebook images
 Environmental education- jigsaw images	 Environmental education- Mosaic images

Video

Immagini Video Documenti






Cartelle ?

 Collaborative project song	 Environmental education- videos & songs
--	--

Documenti

Immagini Video Documenti

Cartelle ?

 NECATIBEY PRIMARY SCHOOL	 Our activity in kindergarden
 Primo Circolo - termoli	 VELI EFENDI PRIMARY SCHOOL TURKEY
 „Ioan Opreș” School, Turda, România	

Documentare nelle pagine: le attività collaborative

Dear Greek friends, you did [a really brilliant work!](#) For French teacher, Anne : choice number 3 :-) sent on our FB group. Good luck to all of you!

Hello from Poland! Last week we created our part of the project's logo! :) We drew and then students from older grades voted and here you go! Here's the winner (Gabriela won :)



And here are all the ideas :) Which one is your favourite?

 [logo cz.1.pdf](#)

 [logo cz.2.pdf](#)

Dear Polish friends, what a [really wonderful job](#) as well!! Well done to Gabriela whose drawing has melted the hearts of her friends. For me, Teacher Anne : I LOVE to pieces (and I really do!) choice number 5 :-)

Creating the project's logo

Hi there! So here we are! Our logo project's logo is here! Good job everybody! Look how beautiful!



Hello from Greece!! We focused on different houses where people leave and on the different Earthlings... The choice of a single picture is difficult... What do YOU think??



Hello from France,

We asked two other classes to vote for their favourite flying saucer to be part of the project logo. The winner is Matéo's. Well done to him!



and here is us with all our spacecrafts flying around... Grefrit Pol!

Hello everyone from Sardinia, Italy!

We admired all your logos and tried to do our best to contribute, so all the pupils of 2C and 2D worked on the logo and then voted for their favourite one; here the results of their poll, one for each class:



Documentare nelle pagine: le attività collaborative

Our products

Here are the results of our works, we will show them to all the children in our schools so that everyone can think more about environmental issues.

eBOOK

Our environmental activities are collected in this collaborative ebook and the pupils comment on each other's works.

for teachers: Username and code for this common ebook is in the forum (click here)



OUR COLLABORATIVE STORIES

Click on the picture to see the collaborative document

Our collaborative stories



By the students taking part in the "Drop by drop we all play our part" eTwinning project 2020-2021

JIGSAW PUZZLES

Take a look at the jigsaw puzzles all partners created!!!

There are so many you can play a different one every day!!!

Click on the three dots on the right (...) to open the genially panel in full screen.

To open the jigsaw puzzle in full screen click on the last button with the arrow on the right at the bottom of each puzzle.



Documentare i meeting



Pagine

ONLINE MEETINGS


- Online meeting Italy-Poland
22.11.
- Online meeting Italy_M - Poland
24.11.
- Online meeting France - Greece
25.11
- Online meeting: all partners
20.12.



Documentare la collaborazione e la comunicazione

- Bacheca Insegnanti

- Mailbox



11.12.2019 - 15:40:38
Online meeting on December 18th at 6:30 p.m CET

Da:

A:

Dear partners,

You are invited to join an online meeting on December 18th at 6:30 p.m CET.

During the meeting we will know each other and we will discuss the project tasks: you will have the opportunity to ask questions about the project.

I hope to see you all at the meeting.

This is the link:

<https://live.etwinning.net/events/event/98663>

You can find the event using the link.

On December 18th at 6:30 p.m CET, you can also go to eTwinning live -> Events, find the event and enter the meeting room.

You need Adobe Connect in your pc in order to join the event.

See you soon!

Rispondi • Rispondi a tutti • Inoltra • Elimina

Bacheca insegnanti

Hello friends, I added the living rooms pictures on the forum thread, we voted for the gardens and added our considerations on the energy saving tips for Grefrit Pol.

13.03.2022 12:52



Hello everyone, you can admire some of our houses, new pics to come soon! I've also added 10 bedrooms to be voted in the "discussion" at the bottom of the dedicated page. Thank you!

10.03.2022 09:39

Documentare la collaborazione e la comunicazione

- forum

condivisione di idee, lavoro collaborativo

<p>Christmas activities</p> <p>1 discussione/i 11 messaggi</p>	<p>Environment Survey</p> <p>1 discussione/i 7 messaggi</p>
<p>JIGSAW</p> <p>1 discussione/i 3 messaggi</p>	<p>eBook collaboration</p> <p>1 discussione/i 2 messaggi</p>

Dear girls, add your questions please!

Environmental survey

12.01.2021 @ 20:35

Pamfila pupils:

1. How often do you recycle your plastic bottles?
2. Do you recycle your old books, magazines, sketchbooks and notebooks?
3. Do you have a bag in the house to put the recyclable materials?

13.01.2021 @ 17:17

Karpenissi pupils:

Where do you come from? /Από που είσαι; (As a demographic feature, we can leave it out if you wish)

4. How did you learn about recycling? / Πώς έμαθες σχετικά με την ανακύκλωση;
5. Do you recycle old batteries? / Ανακυκλώνεις παλιές μπαταρίες;
6. Have you ever taken part in an organized environmental campaign? / Έχεις λάβει μέρος σε κάποια οργανωμένη περιβαλλοντική δράση ;

Please check the Italian translation

4. Come hai imparato a riciclare?
5. Ricicli le vecchie batterie?
6. Hai partecipato a qualche azione ambientale organizzata?

I have added our questions to the Google questionnaire Theodora created.

Documentare la valutazione

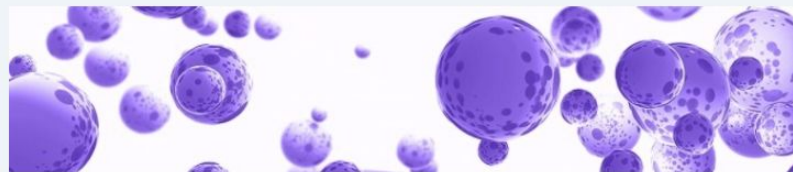
Parents' and kids' evaluation

Greek and Italian teachers prepared together these surveys to know what parents and children think about this project.

Please click on the pictures to go to the survey page.

Thank you!

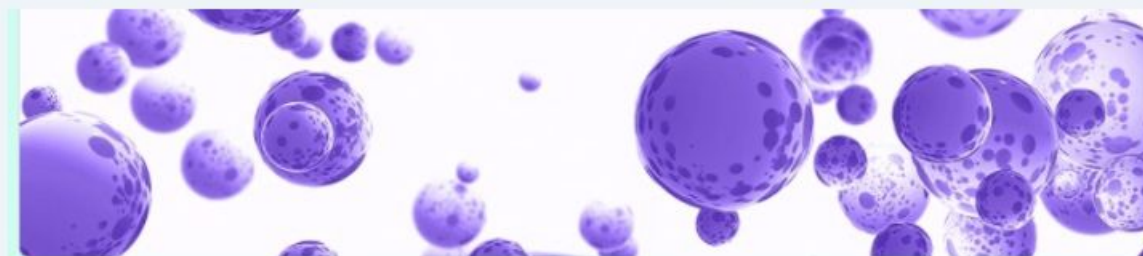
PARENTS SURVEY



ETWINNING PROJECT "DROP BY DROP WE ALL PLAY OUR PART" EVALUATION FORM - Parents.

Please give us your feedback about our project!

KIDS SURVEY



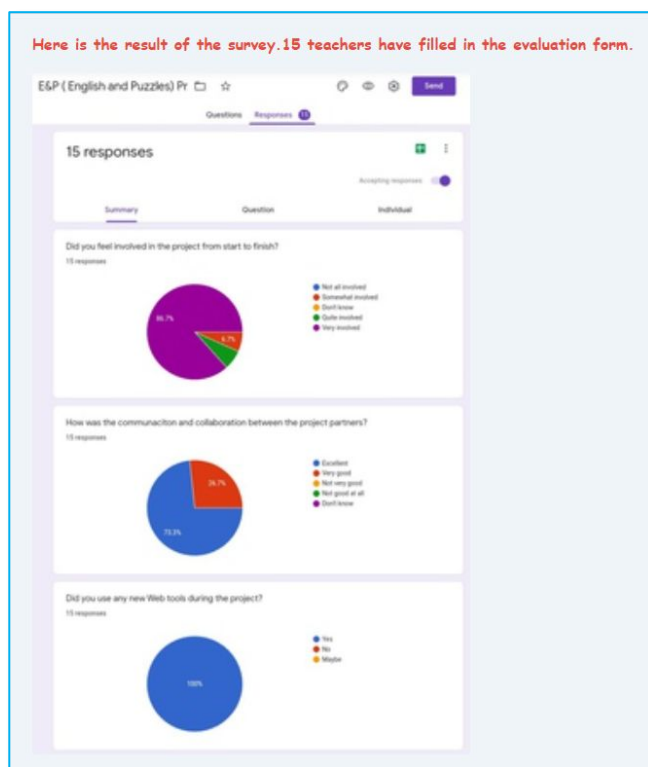
DROP BY DROP WE ALL PLAY OUR PART
evaluation form- kids

Please give us your feedback about the project

KIDS SURVEY RESULTS

In total, 127 students answered the questionnaire.

Documentare la valutazione



ds eTwinning Project

Add a Card Add an Image Rank by votes

93 votes available

Chat Enabled

Participants 7 Enabled

Before, during an online meeting in the twinspace and afterwards, the teachers involved in the project reflect on the working process and on the aims achieved, with particular reference to: planning, collaboration, pupils' involvement, sharing and documentation.

Michela Pinna TWinspace Organisation - Topics and Sub-topics 6 votes 3 comments

Michela Pinna Documentation 5 votes 4 comments

Michela Pinna Teachers' Involvement 6 votes 5 comments

Theodora Tsagkari Innovation 5 votes 4 comments

Michela Pinna Project Planning 7 votes 8 comments



Michela Pinna Pupils' Involvement 5 votes 5 comments

Michela Pinna Cons (if any...) 2 votes 3 comments

Michela Pinna Communication 6 votes 6 comments

Michela Pinna Collaboration 6 votes 3 comments

Helen Gyrelli

PRIVACY POLICY E NETIQUETTE

Pagine

PARENTAL PERMISSIONS

Project netiquette



DOCUMENTAZIONE



DISSEMINAZIONE

Documentare PER disseminare

Sito della scuola
Open Day
Blog
Social network
(se opportuno,
con quali regole)



Istituto Comprensivo 4 Quartu S.E.

Home Chi siamo Istituto Contatti Famiglie Docenti e ATA Galleria

Senza Zaino per una scuola comunità

responsabilità ospitalità comunità

EUROSOFIA - prevenzione e contrasto del fenomeno del bullismo e cyberbullismo

Si invitano gli alunni e le loro famiglie a seguire in diretta streaming l'incontro: Tavola rotonda "Disposizioni a tutela dei minori per la prevenzione e il contrasto del fenomeno del cyberbullismo" con la partecipazione di esperti illustri.

WEBINAR GRATUITO alle 16.30

13 Novembre dalle 16.30 alle 18.30

Tavola rotonda: per la prevenzione e contrasto del fenomeno del bullismo e cyberbullismo" - Scuola, famiglia, studenti e gruppi di lavoro integrati

Seguici in diretta su **EUROSOFIA**

ISCRIZIONI on line

Fondazione di Sardegna



eTwinning

eTwinning è la più grande community europea di insegnanti attivi nei gemellaggi elettronici tra scuole, all'interno di una piattaforma informatica riservata a docenti e alunni che consente l'attuazione di una didattica basata sullo scambio e la collaborazione in un contesto multiculturale; essa offre inoltre numerose opportunità di formazione per i docenti e un sistema di premi e riconoscimenti di livello internazionale.

Un gemellaggio elettronico eTwinning è un progetto didattico a distanza fra insegnanti e alunni di due o più scuole, di due Paesi stranieri ma anche dello stesso Paese. L'interazione tra le classi viene gestita all'interno di un'area virtuale che promuove la collaborazione e la condivisione tramite semplici strumenti multimediali per la creazione e condivisione di materiale in modo semplice e sicuro.

Progetti attivati nell'A.S. 2020-2021:

[Drop by drop we all play our part](#) - Scuola Primaria: 1A - 1B - 1C - 1D - 1F

[S.T.E.A.M. book club](#) - Scuola Primaria: 1A - 1B - 1C - 1D - 1F



FLESSIBILITA'

ADATTAMENTO




image: Freepik.com

RI-ORGANIZZAZIONE



DOCUMENTAZIONE COME PRATICA DEL DOCENTE RIFLESSIVO





Questa foto di Autore sconosciuto è concesso in licenza da CC BY