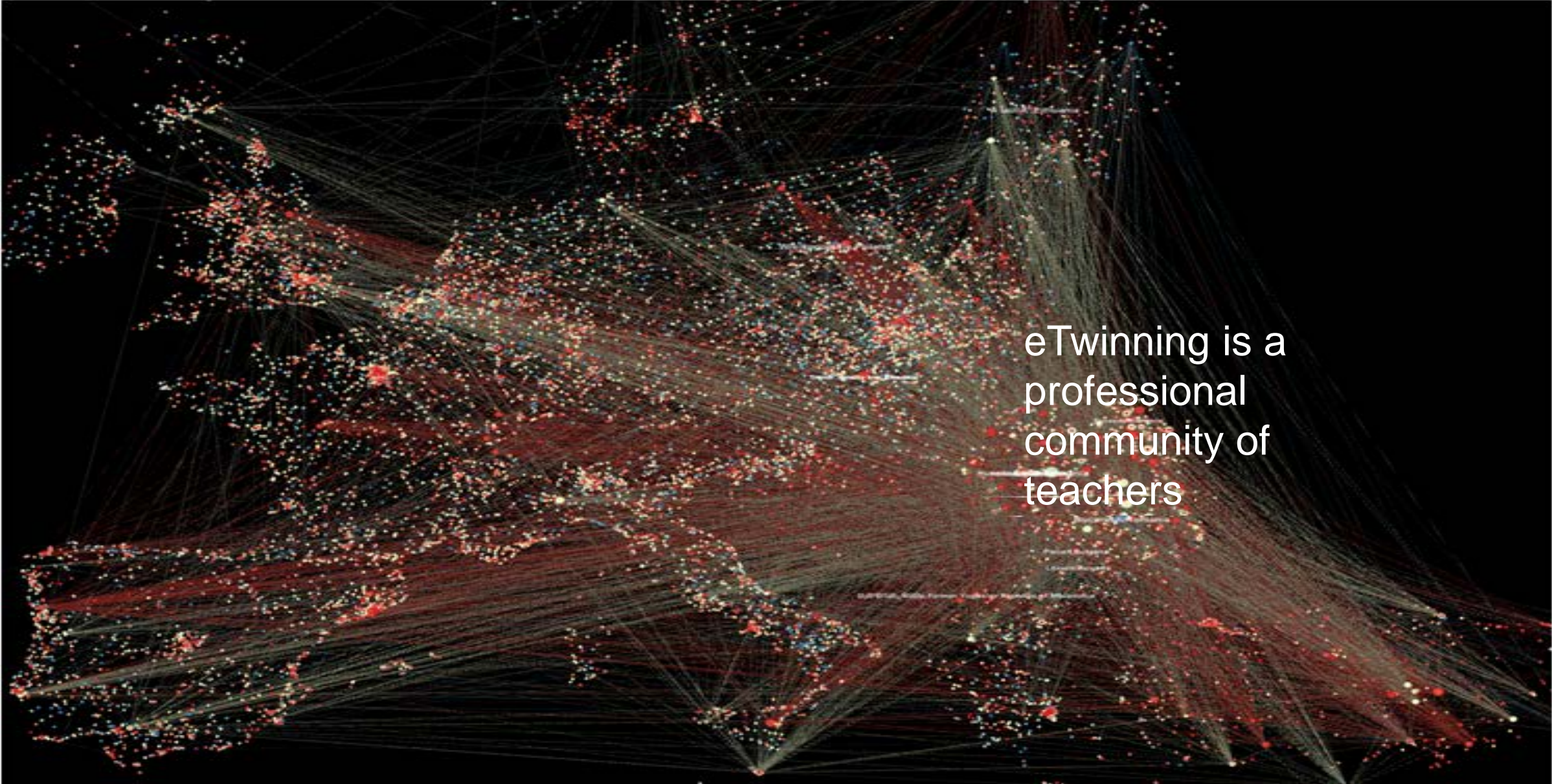




# eTwinning

## OVERVIEW OF ETWINNING FOR TEACHER TRAINING INSTITUTIONS



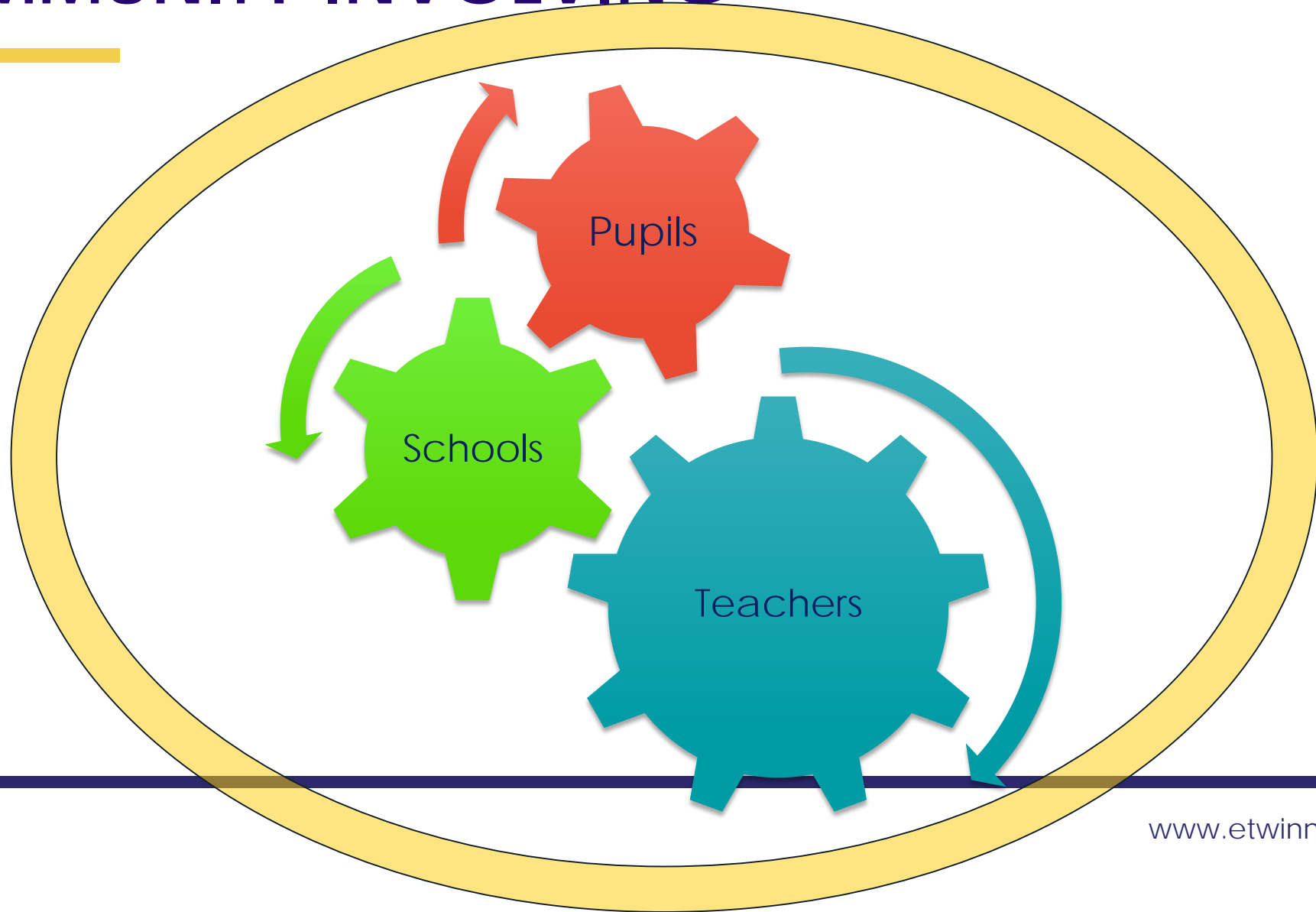
eTwinning is a professional community of teachers

# WHAT IS ETWINNING?

---


- ★ **eTwinning is the community for schools and teachers in Europe.** It is possible to connect to schools from **37 countries**. Since its launch in 2005, the community has grown to **410,546 teachers** from more than **167,112 schools** (October 2016). It is an integral part of the European Commission's Erasmus+ programme.
- ★ The European eTwinning portal – [www.etwinning.net](http://www.etwinning.net) – is divided into three parts:
  1. **Public area:** basic information, country contact information, publications, registration
  2. **eTwinning Live:** once registered, eTwinning Live is the closed community you access via your login to connect and participate.
  3. **TwinSpace:** is the virtual collaboration area for eTwinning collaborative projects.

# A COMMUNITY INVOLVING



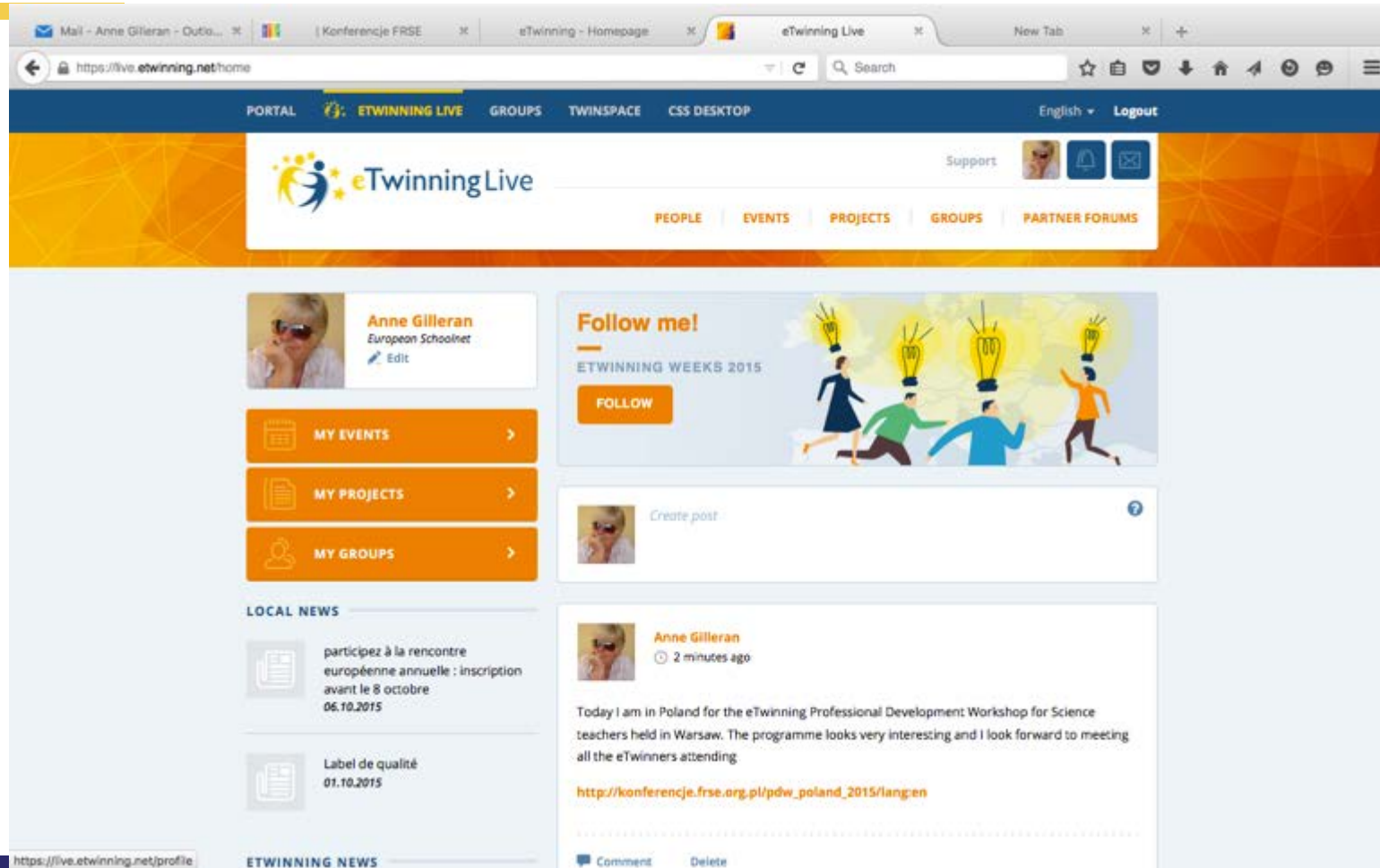
# 1. TEACHERS CONNECT

---



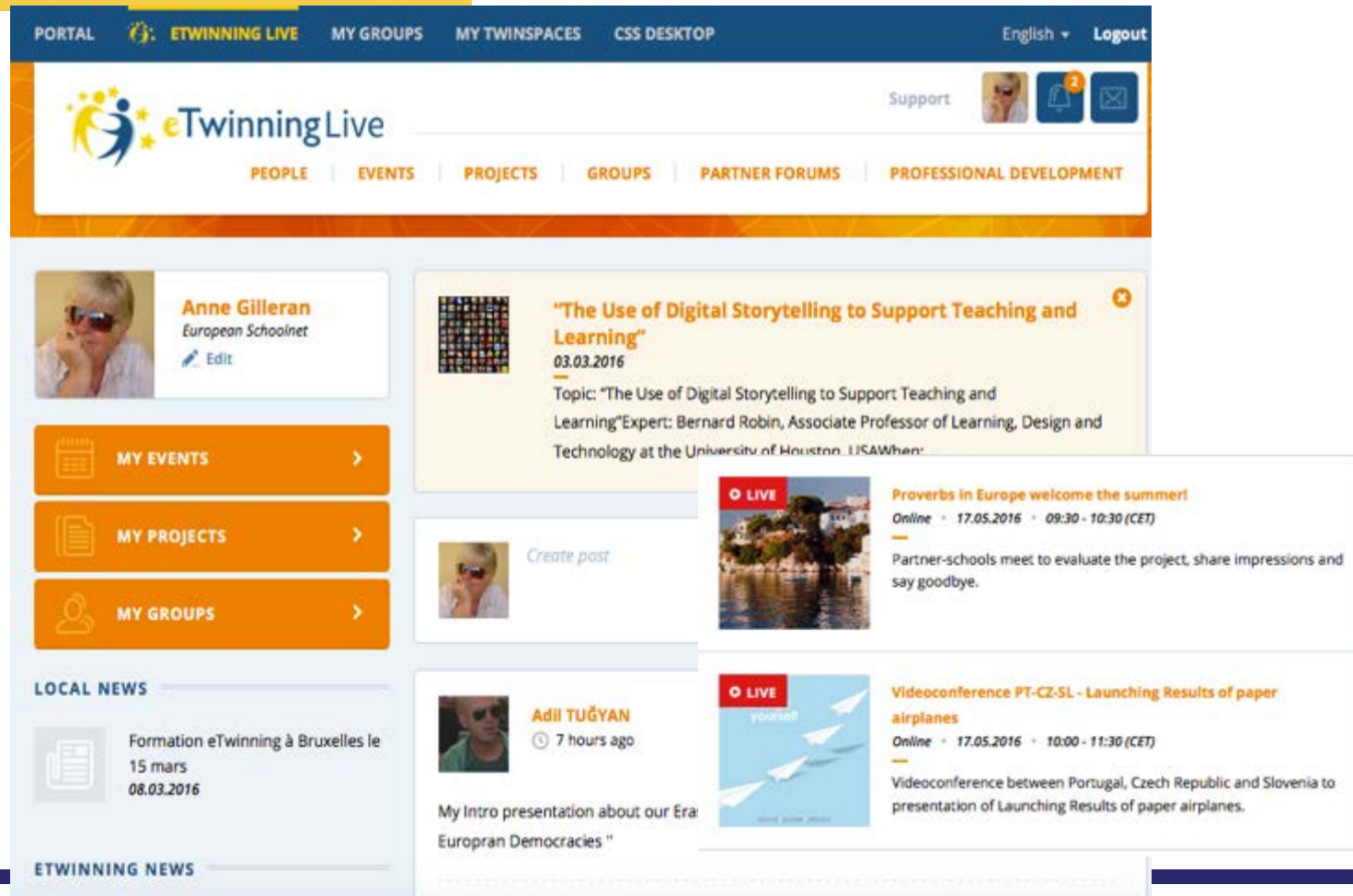
# ETWINNING LIVE PLATFORM

September 2015



The screenshot shows the eTwinning Live platform interface. At the top, there is a navigation bar with links for PORTAL, ETWINNING LIVE, GROUPS, TWinspace, and CSS DESKTOP. The user is logged in as Anne Gilleran, with a profile picture and a 'Logout' button. Below the navigation bar, there is a search bar and a 'Support' link. The main content area features a profile card for Anne Gilleran, a 'Follow me!' banner for ETWINNING WEEKS 2015, and a 'Create post' section. The 'LOCAL NEWS' section includes two news items: 'participez à la rencontre européenne annuelle : inscription avant le 8 octobre 06.10.2015' and 'Label de qualité 01.10.2015'. The 'ETWINNING NEWS' section shows a post by Anne Gilleran from 2 minutes ago, mentioning a workshop in Warsaw.

## 2. PARTICIPATE

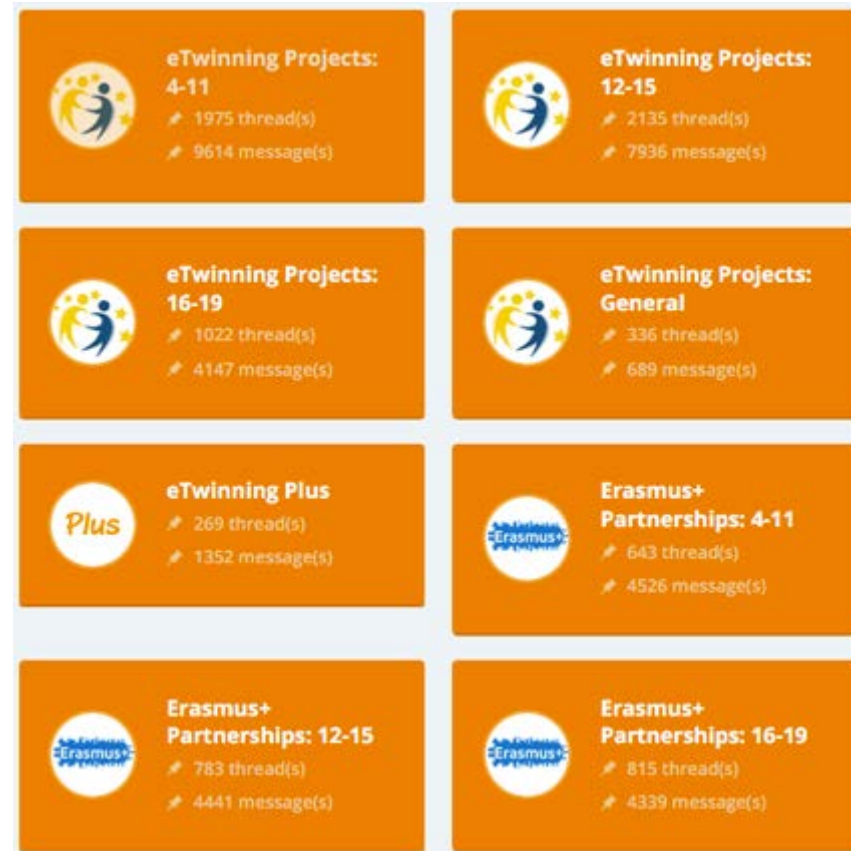


The screenshot shows the eTwinning Live portal interface. At the top, there is a navigation bar with links for PORTAL, ETWINNING LIVE, MY GROUPS, MY TWINSPACES, and CSS DESKTOP. The user is logged in as 'English' and has a 'Logout' option. Below the navigation bar, the eTwinningLive logo is displayed, along with a 'Support' link and notification icons. The main content area is divided into several sections:

- Profile:** A profile card for Anne Gilleran, European Schoolnet, with an 'Edit' button.
- Navigation:** Three orange buttons for 'MY EVENTS', 'MY PROJECTS', and 'MY GROUPS'.
- Local News:** A section titled 'LOCAL NEWS' with a news item: 'Formation eTwinning à Bruxelles le 15 mars 08.03.2016'.
- ETWINNING NEWS:** A section titled 'ETWINNING NEWS'.
- Event/Post:** A large orange box titled '"The Use of Digital Storytelling to Support Teaching and Learning"' dated 03.03.2016. It includes a topic description and an expert name: Bernard Robin, Associate Professor of Learning, Design and Technology at the University of Houston, USA.
- Live Events:** Two 'LIVE' event cards. The first is 'Proverbs in Europe welcome the summer!' scheduled for 17.05.2016 from 09:30 to 10:30 (CET). The second is 'Videoconference PT-CZ-SL - Launching Results of paper airplanes' scheduled for 17.05.2016 from 10:00 to 11:30 (CET).
- Create Post:** A 'Create post' button with a user profile picture.

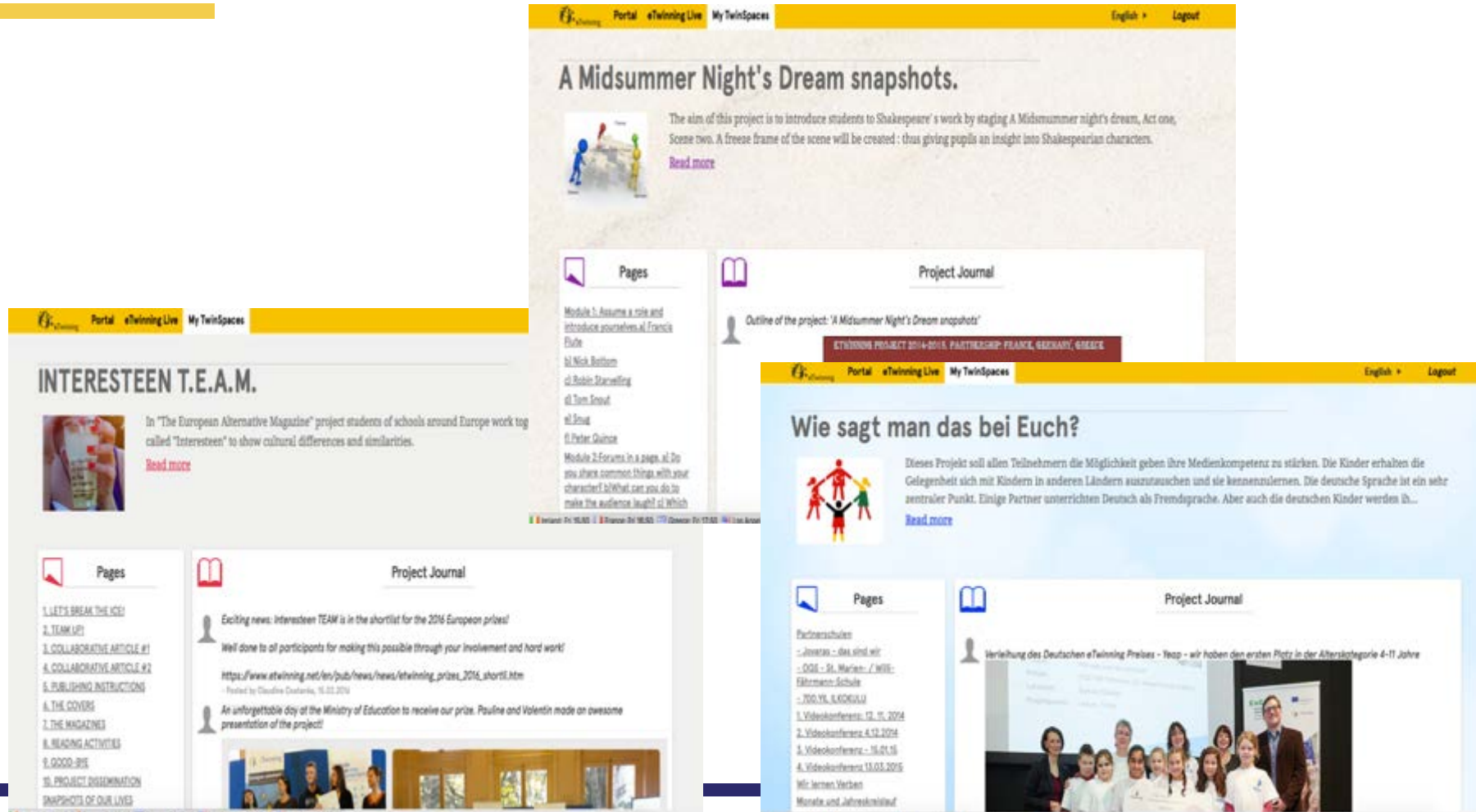
Since it's launch:  
2000+ events  
have been  
organised on  
eTwinning Live

# 3. COLLABORATE





# THROUGH PROJECTS

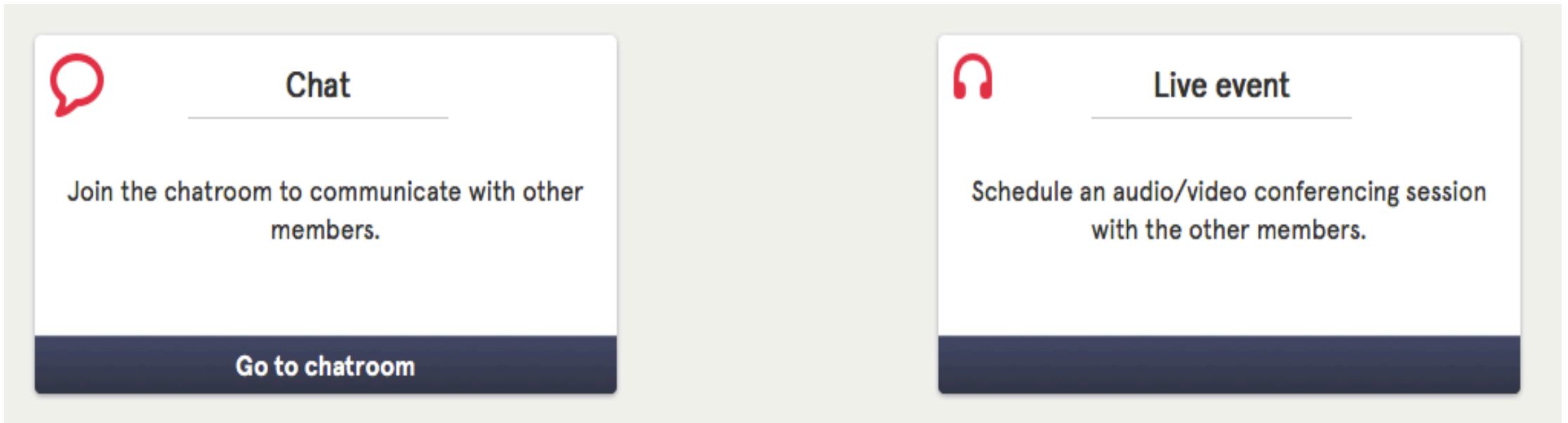


The image displays three overlapping screenshots of the eTwinning website interface, showcasing various project pages. Each screenshot features a yellow header with navigation links like 'Portal', 'eTwinning Live', and 'My TwinSpaces', along with 'English' and 'Logout' options.

- Top Screenshot:** Titled "A Midsummer Night's Dream snapshots." It includes a small illustration of figures and text describing a project to introduce students to Shakespeare's work through staging. A "Read more" link is visible.
- Middle Screenshot:** Titled "INTERESTEEN T.E.A.M." It features an image of a magazine and text about a project where students work together to show cultural differences and similarities. A "Read more" link is present.
- Bottom Screenshot:** Titled "Wie sagt man das bei Euch?" It includes an image of children holding hands and text about a project aimed at strengthening media literacy skills. A "Read more" link is also shown.

Each screenshot also shows a "Pages" sidebar and a "Project Journal" section, providing a comprehensive view of the project's documentation and progress.

# WITH BUILT IN COMMUNICATION TOOLS

Two cards are displayed side-by-side on a light grey background. The left card is titled 'Chat' and features a red speech bubble icon. The right card is titled 'Live event' and features a red headset icon. Both cards have a dark blue footer with white text.

**Chat**

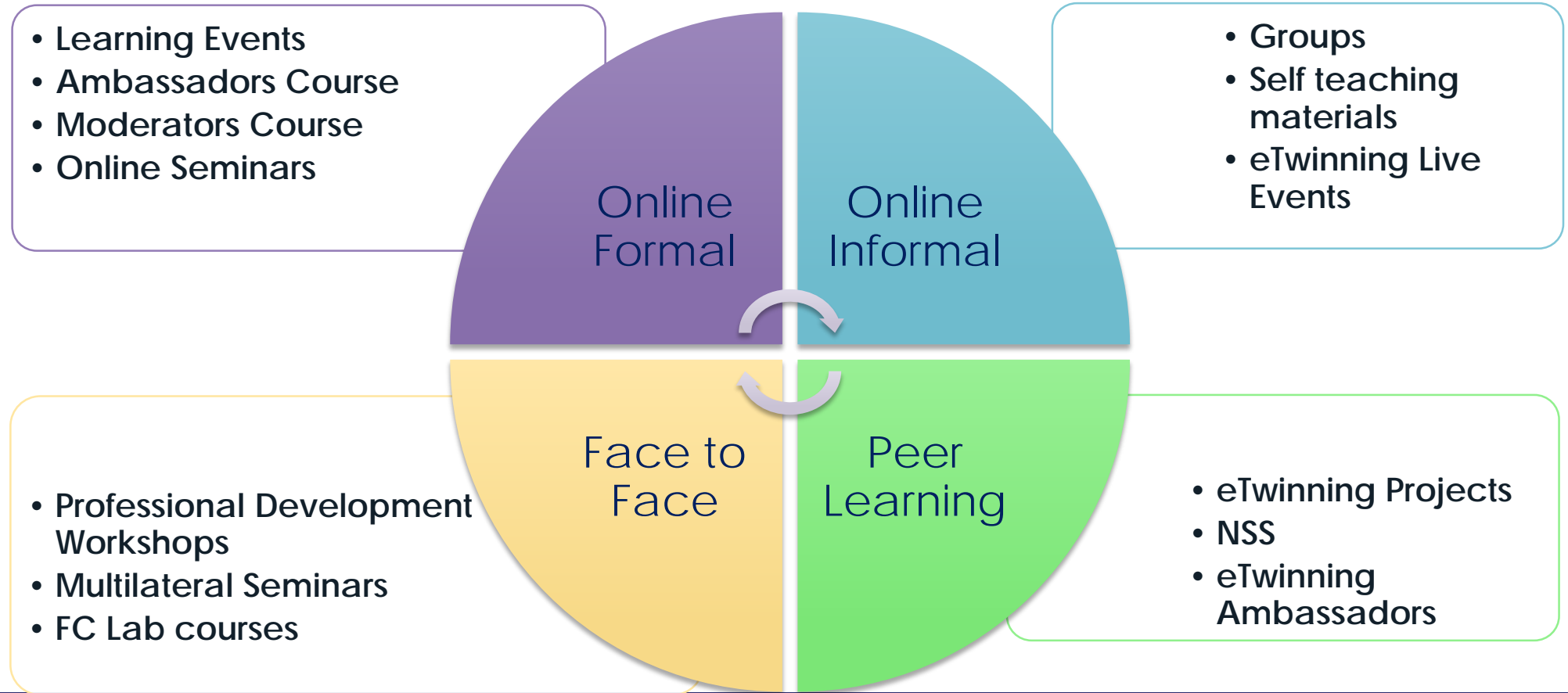
Join the chatroom to communicate with other members.

**Go to chatroom**

**Live event**

Schedule an audio/video conferencing session with the other members.

# 4. LEARN & DEVELOP



# 5. CELEBRATE!



Conferences



Campaigns



Award Ceremonies



Role Recognition


# RESULTS

---

## MONITORING SURVEY 2014/15

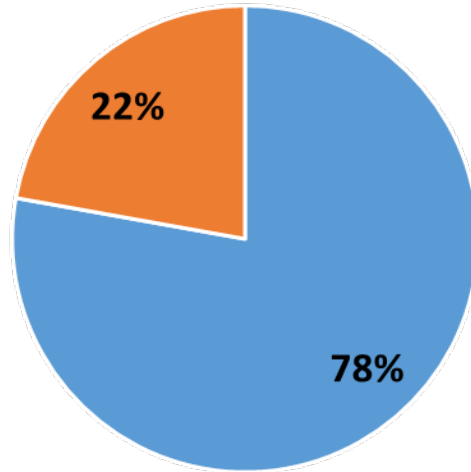


## Positive impact of eTwinning on teachers' skills



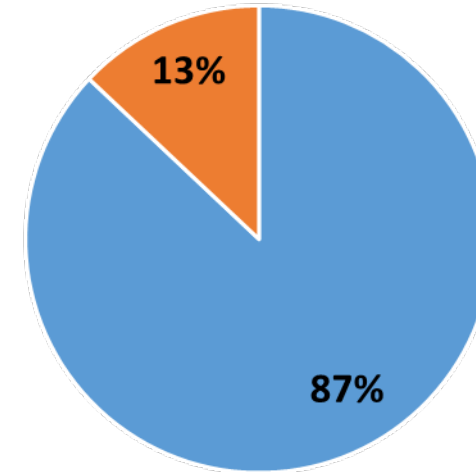
# IMPACT ON TEACHERS' PRACTICE

The use of new teaching **METHODS**  
as a result of eTwinning



■ YES ■ NO

The use of new **TOOLS/RESOURCES**  
as a result of eTwinning



■ YES ■ NO

## Drivers of teacher's sense of effectiveness

The more frequently that teachers report participating in *collaborative practices* with their colleagues,

the higher their level of *self-efficacy*.

The same is true for *job satisfaction*.



Andreas Schleicher

OECD 2015