



ETWINNING + TTI INITIATIVE
SUPPORTING DETAIL FOR NSS

UPDATED FOLLOWING MEETING AT ETW ANNUAL CONFERENCE 2016

GOALS



- ★ To raise awareness of the processes and possibilities offered by eTwinning to TTI staff and their students
- ★ To involve TTI students in a short eTwinning project partnership

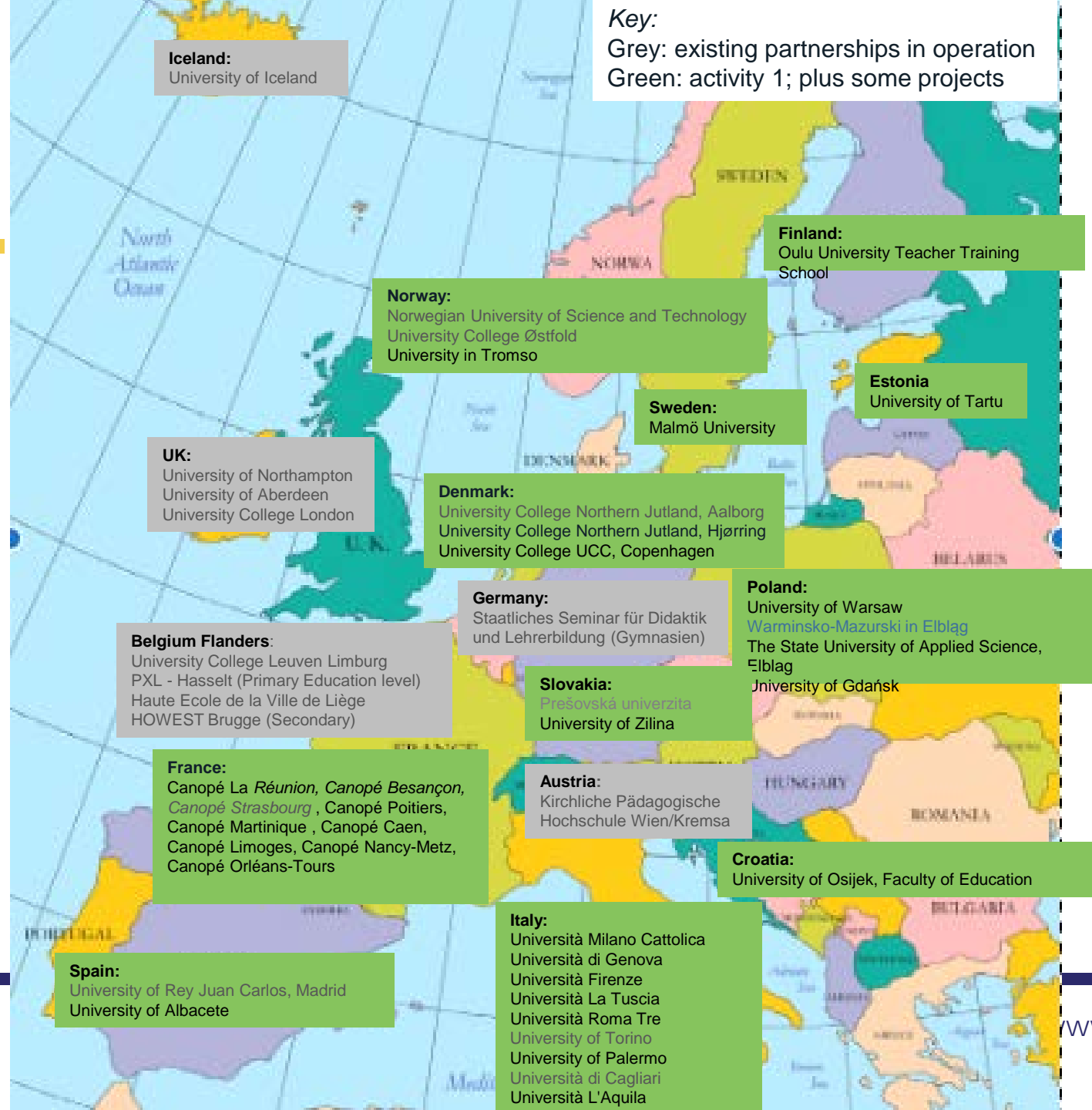
PILOTS OF ETWINNING + TTI

| Countries | Phase one (2014) | Phase 2 (2015) | Phase 3 (2016) |
|--------------------------------|------------------|----------------|----------------|
| BE (FL), DK, NO, UK, IT | | | |
| FR, IS, ES | | | |
| AT, HR, EE, FI, DE, PL, SK, SE | | | |
| Observers: IE, AL, LV, LT, LU | | | |

- Growth: 5 countries ➡ 8 countries ➡ 16 countries. + 5 *observers*.
- Involving between 35 to 45 TTI in various eTwinning activities

2015-16 eTwinning + TTI pilot participation

Key:
Grey: existing partnerships in operation
Green: activity 1; plus some projects



2017 – TTI INITIATIVE IS OPEN TO ALL

TTI initiative is open to all countries interested. Scalable approach:

- ☆ Quota of between 2-10 TTI per country. Phased introduction approach.
- ☆ Simple agreement to formalise understanding between TTI and NSS.
- ☆ Coordination and support by National Support Service (NSS).
- ☆ Centralised online training for TTI Teacher Trainers to introduce eTwinning.
- ☆ Registration of TTI Teacher Trainers on eTwinning Live (3 or 4 representatives, approved by NSS).

TEACHER COMMUNITY

TTI: training new teachers

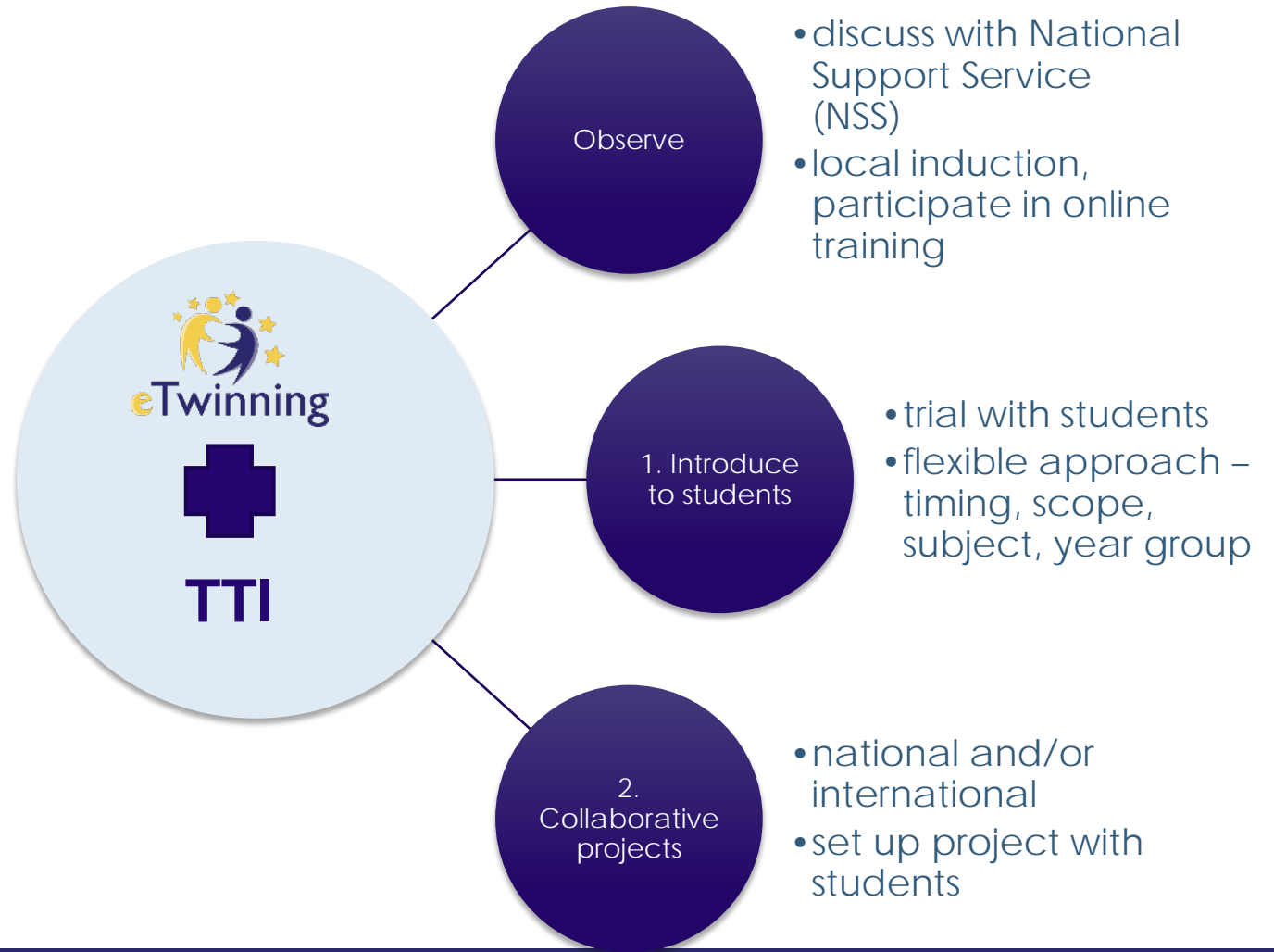
TTI+eTw: introducing teacher trainee students to eTw as part of their teaching practice

eTw: teachers become part of the eTwinning community when qualified integrating eTwinning into their teaching practice, with ongoing professional development



PHASED INTRODUCTION

- ★ Flexible, phased approach to introduce students to eTwinning:
 - ★ Observe
 - ★ eTwinning activities:
 1. Introduction to eTwinning
 2. Collaborative projects
- ★ Different approaches illustrated in the country case studies that follow



BENEFITS

★ For TTI Teacher Trainers

- ★ Internationalisation of the curriculum
- ★ Builds network for cross-cultural collaborative projects for the TTI Teacher Trainer
- ★ Broadens network - new relations with new TTI and/or reinforcement of old ones

★ For TTI students

- ★ Opens horizons, improves language skills, learn about different cultures
- ★ Creates international network to support their future work as a teacher
- ★ Facilitates the use of project-based learning, cross-curricular skills/working methods, supporting innovative pedagogy and use of ICT
- ★ Exchanges ideas and learning about other educational systems and approaches

ETWINNING ACTIVITIES FOR TTI

1. Introduction to eTwinning in the TTI curriculum

- i. Coordination and support through National Support Service, ambassador*
- ii. Centralised online training course 'Introduction to eTwinning' for TTI teacher trainers to participate in, before eTwinning is introduced to their students.*
- iii. Introduction to eTwinning for students delivered by TTI teacher trainers, with NSS/ambassador support as agreed.*

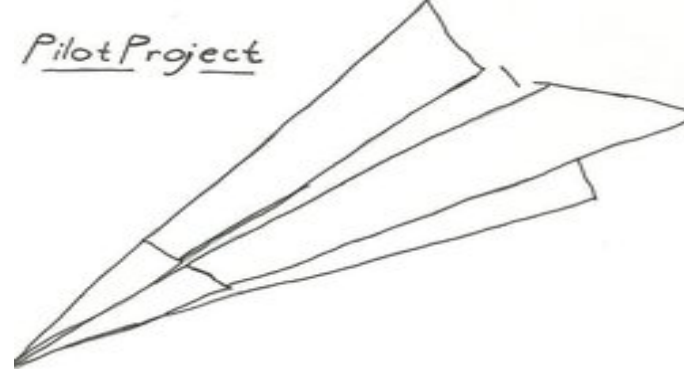
2. Collaborative eTwinning projects with trainee students

- i. Setting up a small, collaborative project with another TTI (national, or international level) involving students.*

ETWINNING ACTIVITIES: 1



- ▶ 1. Introduction of **eTwinning modules** in some Universities:
 - ▶ Mainly Primary/Pre-Primary level, Secondary from 2014
 - ▶ Usually during last or penultimate year of study
 - ▶ Flexible approach: each Institution chooses timing, training model and field/course. ICT/New Media, Foreign language, Cultural Awareness/Citizenship, as part of the internationalization of the Curriculum, during traineeship or academic courses...



ETWINNING ACTIVITIES: 2

► 2. Creation of Pilot projects, several “models”

Pilot project with other countries

- Model a. Partnership among TT Institutions with students to student projects, *no pupils involved*
- Model b. eTwinning Projects among students/trainees with their placement tutors/ambassadors, *pupils involvement*

Or, Within own country

- Model c. *Partnerships at national level* either among different institutions or within the same one (*no pupils, or with pupils*)



COUNTRY CASE STUDIES

EXAMPLES: CASE STUDIES 2016

- ★ Denmark
- ★ Spain
- ★ France
- ★ Italy
- ★ Other examples: IT-DK-ES; IT-Norway

[Homepage](#) > [Countries](#) > [Denmark](#)[All Countries](#)

Denmark



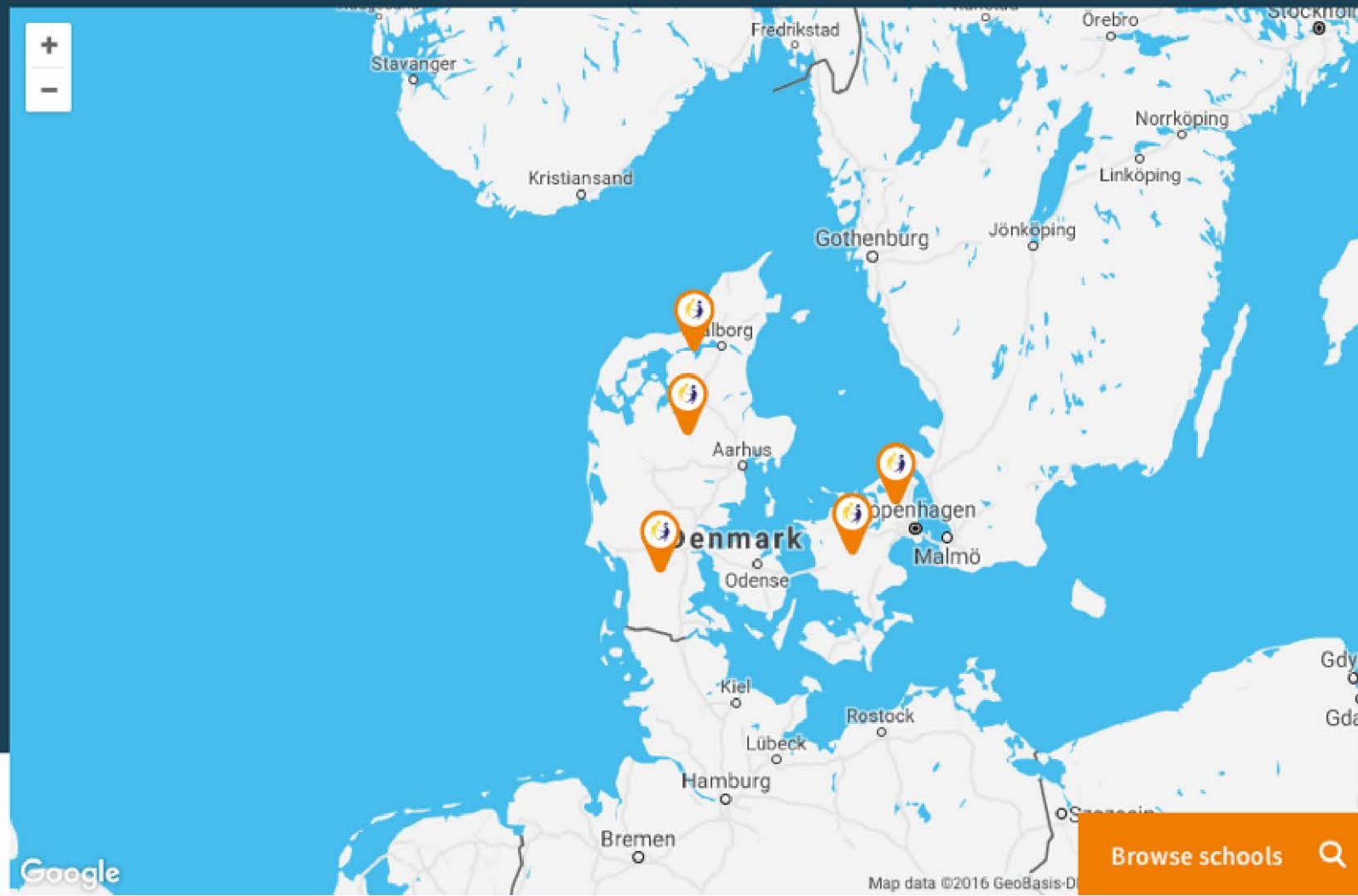
1587
PROJECTS



5860
TEACHERS



1731
SCHOOLS

[Browse schools](#)

CASE STUDY 2016: DENMARK

- ★ Participation started in 2012/13, now involves:
 - ★ University College Northern Denmark (UCN, Aalborg & now also Hjørring)
 - ★ University College Capital (UCC; Copenhagen)
- ★ Models
 - ★ TTI Lecturers with other Lecturers
 - ★ Trainee classes with other classes
 - ★ Trainees working with school pupils, during placement

EXAMPLE #1

- ★ National partnership: focus on kindergarten, pre-primary school level


University College Northern Denmark - UCN

- The Department of Social Education is situated in Hjørring and Aalborg



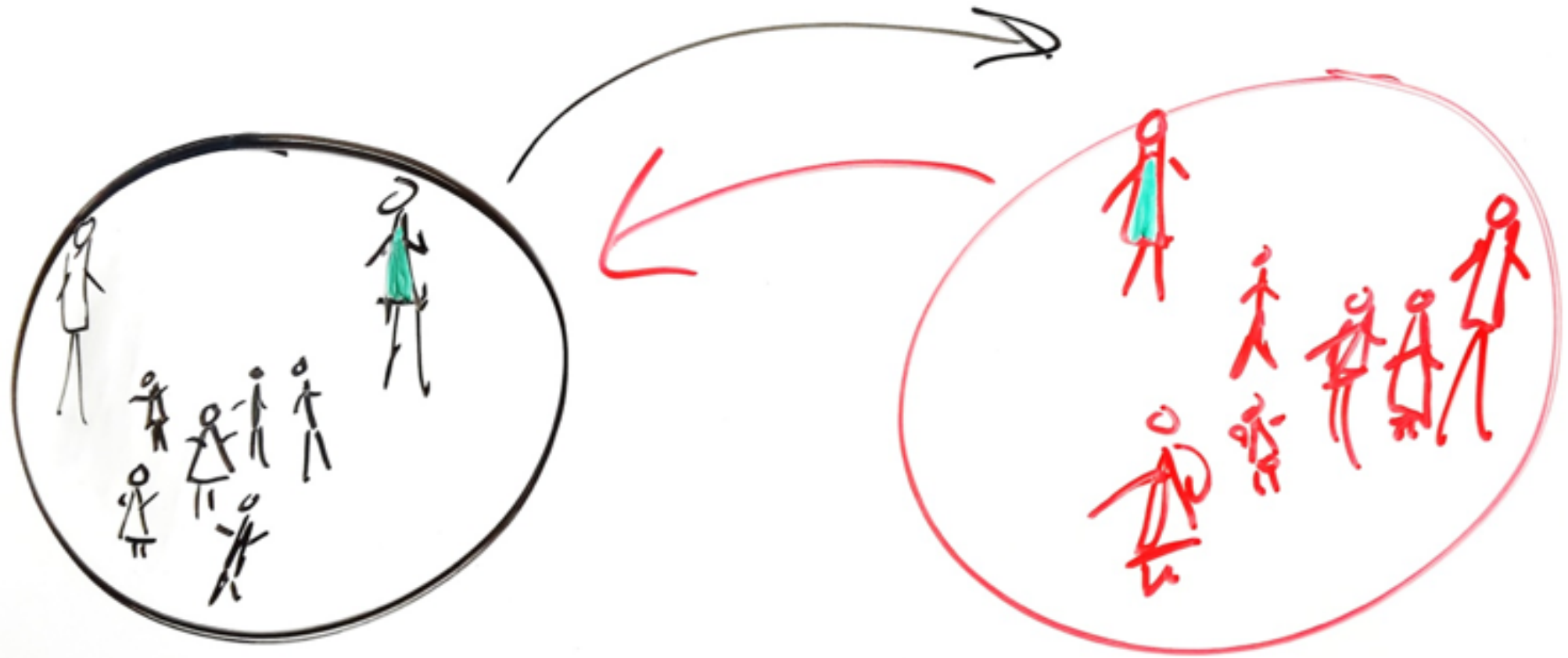
University College Northern Denmark - UCN

- 450 new students are accepted every year.
- About 1600 BA students in Social Education programme
Hjørring: 450 BA students
Aalborg: 1150 BA students
- The practicum part of the program is organized at pre-schools, after school clubs, nurseries, daycare centers, special needs etc.



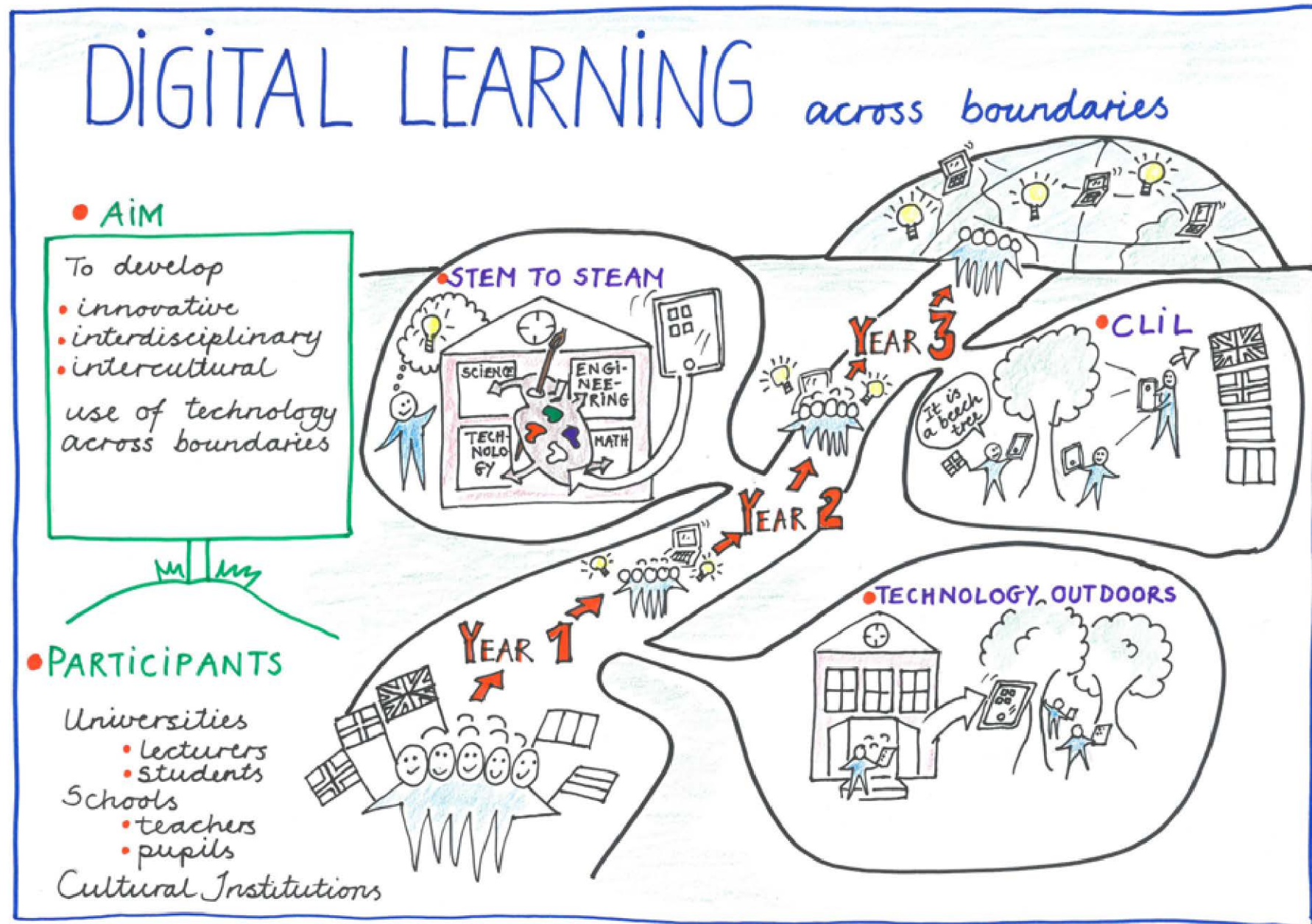
What?

Student facilitated cultural interaction via eTwinning



EXAMPLE #2

- ★ International partnership:
- ★ UCN & partners from UK, BE, NO
- ★ Erasmus+ KA2 Strategic Partnership application



[Homepage](#) > [Countries](#) > [Spain](#)[All Countries](#)

Spain



13169
PROJECTS



34281
TEACHERS



12256
SCHOOLS

[Browse schools](#)

CASE STUDY 2016: SPAIN

★ Participation

- 2014-2016: 3 institutions
- 2015-2016: 2 institutions

★ Integration in curriculum:

- Undergraduate studies - Pre-Primary and Primary Education
- MA in Secondary Teacher Education
- MA in Educational Management

INTEGRATION IN CURRICULUM – MODEL 1

Undergraduate studies - Pre-Primary and Primary Education:

- 2nd year: theoretical approach
- 3rd year: Foreign studies module, project design, training platform
- 4th year: participation in platform in student to student project (Model a)
 - as research towards final degree (optional)

INTEGRATION IN CURRICULUM – MODEL 2

MA in Secondary Teacher Education & MA in Educational Management

- Practical session and workshop, delivered by eTwinning ambassador
- Design of a project and participation in eTwinning project: student to student
 - *International*: partnership with TT institutions on collaborative student to student projects
 - *National*: partnership at among different institutions with support of eTwinning ambassadors
- Research line for the final project (optional)

EXAMPLE #1: UNIVERSITY CASTILLA LA MANCHA

- ★ National partnership - eTwinning Personal Learning Network:
 - Prof. Isabel López Cirugeda, Raquel Sánchez Ruiz
 - 18 students
- ★ International partnership with URJC (ES) and Roma Tre (IT)
 - ★ Students share project ideas and agree and design projects collaboratively
- ★ International partnership among Italian, Danish and Spanish institutions
 - ★ The reflective future teacher-eTwinner
 - ★ TTI partnership students share ideas about reflective teaching

EXAMPLE #2: UNIVERSITY REY JUAN CARLOS

- ★ National partnership - eTwinning Personal Learning Network:
 - ★ Prof. Jesús Paz-Albo, Aránzazu Hervás, Cristina V. Herranz
 - ★ 3 students: MA in Educational Management
 - ★ students share ideas of Project and agree and design projects collaboratively

- ★ International partnership with Italian, Slovakian and Spanish institutions
 - ★ Speak up
 - ★ Prof. Jesús Paz-Albo. 3 students: 1 BA in Pre-Primary Education, 2 MA in Educational Management
 - ★ Students present themselves and their institutions and design speaking-for-fluency activities.

EXAMPLE #2: UNIVERSITY REY JUAN CARLOS

- ★ International partnership with Italian and Spanish institutions
 - ★ Let's learn and disseminate and amazing eTwinning
 - ★ Prof. María Mercedes Martín Lope. 3 students: BA in Primary Education
 - ★ Students present themselves and their institutions and design a game.
- ★ eTwinning MA thesis
 - ★ Prof. Aránzazu Hervás
 - ★ 1 MA in Secondary Teaching Education thesis

France



14455
PROJECTS



36846
TEACHERS



16812
SCHOOLS



CASE STUDY 2016: FRANCE - EXTENDING ACROSS REGIONS

- ★ Participation:
 - ★ France first joined the pilot in 2013-14 as observers
 - ★ From 2014-16: identifying opportunities, emerging training models, sharing practices
- ★ 2 initial target regions: Poitiers and Réunion
 - ★ Réunion developed training, some national projects in 2014-15 and 15-16
 - ★ Poitiers: initial lack of interest in 2014-15 but new actors in 2015-16
- ★ 8 other regions are involved to different degrees

EXAMPLE: EXTENDING ACROSS REGIONS

- ★ Strasbourg and Poitiers: involved eTwinning ambassadors
 - ★ Completed training for a group of teacher trainees,
 - ★ Ran projects with partners identified through eTwinning Live
- ★ Réunion: eTwinning training, different types of students, a few national projects
- ★ Several other regions: introduction to eTwinning (projects, tools), no partnerships yet.

[Homepage](#) > [Countries](#) > [Italy](#)[All Countries](#)

Italy



14653
PROJECTS



44315
TEACHERS



12511
SCHOOLS

[Browse schools](#)

CASE STUDY 2016: ITALY

★ Participation

- ★ Italy first joined the pilot in 2013-14 as observers
- ★ From 2014-16: identifying opportunities, emerging training models, sharing practices at national and international level
- ★ 11 TTI participants including: 2 observers; 3 national collaboration only

Italy Pilot 2015-16



N. of students trained and hours of training in Italy

6 TTI Primary & Pre-Primary:
1298 students - 280 hours

2 Upper and lower Secondary
230 students - 7 hours

1 Other (CLIL in service training)
143 teachers – 10 hours

TOT

- 1.662 students trained
- 297 hours at university
- 85 students involved in pilot projects

ENGAGING TTI IN ETWINNING

- ★ **Bottom up approach:** when the eTwinning ambassador is also a Tutor at the university or volunteers to liaise with Professors
- ★ **Flexible approach.** Supported by standard letter with rules of engagement and access to further information.
- ★ **Sustainable** approach: Students' training is the Universities' responsibility.
 - ★ NSS/ambassadors can provide training to hosting schools and trainers, if agreed in advance with the Regional School Authority
- ★ Supported by **online training** provided by NSS for all (2 webinars)
- ★ Coordination, **support** and **monitoring** by NSS

INTEGRATION IN CURRICULUM: MODELS

Different entry points for eTwinning in the curriculum:

- ★ Part of the indirect traineeship and/or regular classes ($6 \rightarrow 4^{\circ}Y$, $3 \rightarrow 5^{\circ}Y$, $2 \rightarrow 2^{\circ}$ and $3^{\circ}Y - PA/CA$, $1 \rightarrow 1^{\circ}Y - PA$)
- ★ Laboratories/subjects: *General Didactic (MI-CA)*, *English Language (MI-FG-VR)*, *Children's Literature (PA-CA)*, *Experimental Pedagogy (FI)*, *Media and ICT (GE)*
- ★ Generally compulsory + on demand counselling
- ★ Formal recognition: hours, credits, points in the vote of the exam or final thesis

EXAMPLE #1: AT EUROPEAN LEVEL – 6 STUDENT/STUDENT PROJECTS

| Level | Title | Partners | |
|----------|--|--|---|
| P-PP | let's learn and disseminate an amazing eTwinning | IT (MI-FI-GE) + ES (RJC Madrid) | https://twinspace.etwinning.net/20528/home |
| P-PP | - LEARNING WITH SPREADSHEET APPLICATION - Flipped learning model - Culture of our country | IT (PA) + SL (Presov) + Croazia (Osijek) | https://twinspace.etwinning.net/20707/home |
| P-PP | Children's Literature in Action (eTwinTTPilot15/16) | IT (CA) + POL (Elblag) | https://twinspace.etwinning.net/18489/home |
| P-PP | The reflective future teacher- eTwinner | IT (FI-GE) + DK (Copenhagen) + ES (Castilla La Mancha) | https://twinspace.etwinning.net/18409/home |
| P-PP | Young Teachers for Young Learners (YT for YL) | IT (MI) + PL (Warsaw) + Estonia (Tartu) | https://twinspace.etwinning.net/19282/home |
| CLIL-Sec | Speak up | IT (RM) + SL (Zilina) + ES (RJC Madrid) | https://twinspace.etwinning.net/18543/home |

EXAMPLE #2: AT EUROPEAN LEVEL – 12 PROJECTS WITH PUPILS

- ★ 4 «regular» eTwinning projects linked to student/student projects. (Firenze)
- ★ 2 «regular» eTwinning projects (Genova)
- ★ 6 «regular» eTwinning projects (Milano Cattolica)
 - ★ Flowers in a child 's hand <https://twinspace.etwinning.net/15881/home>
 - ★ The Adventures of Bot Crock and Page
<https://twinspace.etwinning.net/17788/home>
 - ★ The great word factory (stud. Francesca Zago)
<https://twinspace.etwinning.net/19525/home>
 - ★ The snail and the whale <https://twinspace.etwinning.net/12042/home>
 - ★ Europe Day & e-Twinning Celebration
<https://twinspace.etwinning.net/20302/home>
 - ★ Creating tomorrows' schools today <https://twinspace.etwinning.net/5644/home>

OTHER EXAMPLES: TTI-TTI PROJECTS

Home page » Pagine » Let's meet up!

IMPOSTAZIONI

Benvenuto/a
Alexandra Tosi



The wonderful world of eTwinning for Childhood

 Pagine 1

Let's meet up!

[Present your Institution and Training System](#)

[Media Education](#)


[Gamification](#)

[Project Logo proposals](#)

[Cambia l'ordine](#)


CREA UNA PAGINA

PAGINE ARCHIVATE


 Let's meet up! [Modifica la pagina](#)

Here we can present ourselves [FORUM PRESENTATION](#)


In this Padlet you can upload a picture of yourself and write a sentence that represents you!




Math, English, and Culinary Arts.




Email




primary and lower secondary school at Blaagaard/KDAS.




Julija Vukicevic
21 years
Student teacher
Subjects - danish, english and religion
Copenhagen, Denmark




Giorgia Giannaccari
I'm studying in Florence (Italy) to become a teacher at the Primary school.



Maria Knudsen
I am a 41 year old student.. awaiting , somewhat impatient, becoming an English teacher.
I want to be a primary school teacher..



Desconocido



Desconocido



Facebook's group

Inspiring Future Teachers. The wonderful world of eTwinning for Childhood

<https://www.facebook.com/groups/898369486891431/>



Let's start travelling through eTwinning



Mercedes Martin Lope

I love teaching!



Rosa Gallina

"The purpose is to turn mirrors"

Act. 1 - Self Presentation

Act. 2 - Gamification

Act. 3 - New Media

University of Florence and of Genova, Italy

University of Copenhagen, Denmark

University of RJC, Madrid, Spain

IT'S ME!



CRISTINA
University of Genova

Presenting Blaagaard KDAS

Here is a little presentation about some of the students from Denmark. - don't mind the odd picture, the video should work :)



Emil

Ilian Rohde

video presenting UCC Denmark



Hi, I am Clarissa

Future teacher in primary school UCC, Copenhagen.

"being positive is a good way to see the world" :-)


Marco Alfieri

"Education is our passport to the future" Malcolm X



MARIA GRAZIA CATARZI

"L'educazione non serve solo a preparare alla vita, ma è vita stessa."



Example 2

2013/2014

Pilot eTwinning project
with pupils involvement,
among students, under
the supervision of a
tutor



Università Cattolica
del Sacro Cuore
Milano IT



Ostfold University
College, NO



Project on the Norwegian tale: “Askeladden and the hungry troll”

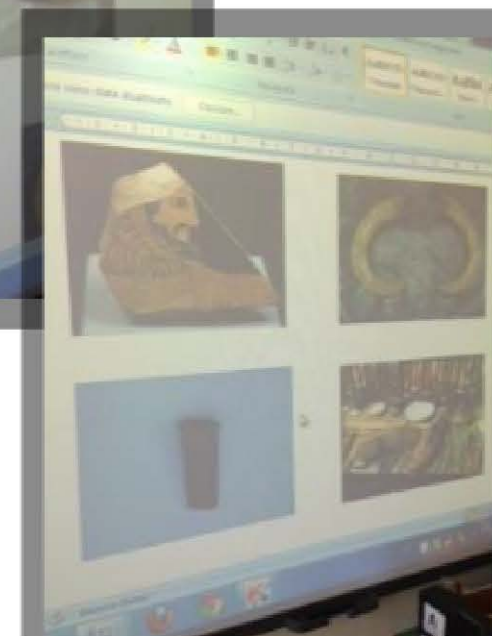
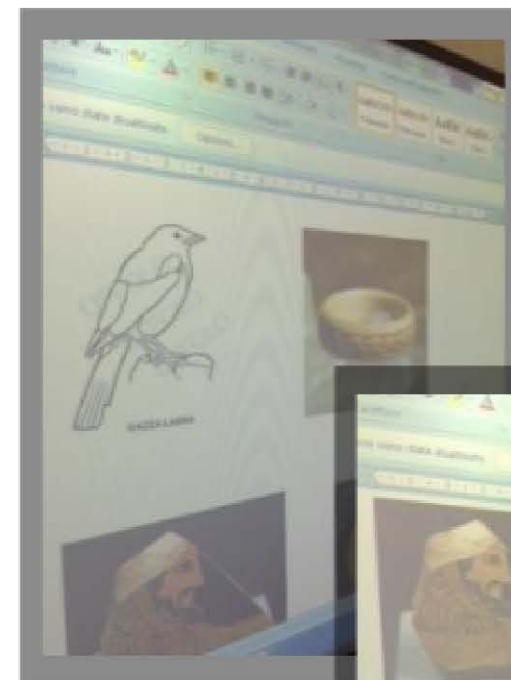


Involved pupils

Primary
and
Pre-Primary





1- Readyng the Norwegian tale to the Italian primary pupils



2 - Using the Interactive Whiteboard to underline key words and concepts

3 - Summarize the tale

4 - Write a new tale!



Activity with Pre-Primary pupils: reading the story in a circle...

...with the support of images



**After reading, all children drew the scene
that most impressed them (as verbalization)**




GET INSPIRED: ETWINNING PROJECT KITS

★ Digital Fairytales

★ Culture in a Box

★ A video conference on Tolerance

Ref: <https://www.etwinning.net/en/pub/collaborate>



Need inspiration
for your project ?
See what others have
done

Browse project kits

Ready-made project kits are step-by-step guides to successful eTwinning projects.

All subjects

All key competencies

| Kit name | Level | Subjects | Key competencies | Duration | Rating |
|--|---------|---|------------------|---------------|--------------------------------|
| Our landscapes | 11 - 15 | Environmental Education, History, Social Studies / Sociology | | 6 months | ★★★☆☆ Rated by 33 eTwinners |
| A Day for the Family | 6 - 9 | Art, Cross Curricular, Foreign Languages, Geography, History | | 3 months | ★★★☆☆ Rated by 82 eTwinners |
| A Taste of Maths. ATOM | 12 - 15 | Art, Cross Curricular, Foreign Languages, Informatics / ICT, Language and Literature, Mathematics / Geometry, Music | | 1 school year | ★★★☆☆ Rated by 35 eTwinners |
| A videoconference on tolerance | 14 - 19 | Citizenship, Foreign Languages, Informatics / ICT | | 3 months | ★★★★☆ Rated by 28 eTwinners |