



TTI Initiatives – FLORENCE  
11 September 2018

Catholic University of Milan (Italy)

Vincenza Leone PhD

eTwinning

# Catholic University of Milan (Italy):

October 2014 eTwinning Pilot project was launched:

- Seminar presentation to the trainees of the 4th year (T3)
- exploration of the platform
- hypothetic eTwinning project



UNIVERSITÀ  
CATTOLICA  
del Sacro Cuore



# The involvement of trainees

Trainees :

- have been involved in “real projects” between schools with the support of tutor teachers
- have learnt about software tools such as: Web browser, Twinspace tools (Web content display, File archive, Image gallery, Forum, Wiki and Blog)
- have improved their English.



## Positive Results

From January 2015 till now some of our students have taken part in Real eTwinning projects with schools:



Members <sup>i</sup>

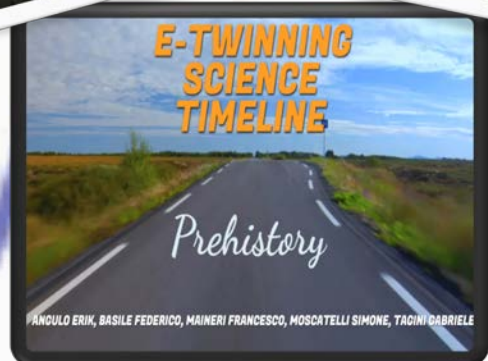

Role	Country	City	School
Teacher	Turkey	Yenimahalle / ANKARA	ANKARA FINAL OKULLARI
Teacher	Italy	CASTELNUOVO BOCCA D'ADDA	SCUOLA PRIMARIA "ADA NEGRİ"
Teacher	Romania	Borlesti	ȘCOALA GIMNAZIALĂ BORLEȘTI
Teacher administrator	Italy	Maleo (LO)	Istituto comprensivo completo.statale Aldo Moro
Teacher	Poland	Jaroslław	Zespół Szkół w Pawłosławie
Teacher	Italy	Gallarate (VA)	ICS "Dante" di Gallarate
Teacher	Romania	BORLEȘTI	ȘCOALA GIMNAZIALĂ BORLEȘTI
Teacher administrator	Romania	Borlesti	ȘCOALA GIMNAZIALĂ BORLEȘTI

# Dissemination: School in University

**National eTwinning Seminars - eTwinning regional unit action - USR Lombardy**

**2017 - " eTwinning: internazionalizzazione dalla scuola dell'Infanzia dall'Università"**

**2018 - "La piattaforma eTwinning: uno strumento per la didattica attiva. eTwinning Schools, nuovi riferimenti."**



eTwinning



**Possible eTwinning Module in TTI suggested by eTwinning CSS**

**Model One, first variant: TTI-TTI International**

**Model One, second variant: TTI-TTI national**

**Model One, third variant: TTI – small collaborative projects between students within the same TT**

**Model Two: TTI-TTI project: student teacher takes part in a TTI – TTI project with pupils**


**Some example of what we implemented in our TTI**


**eTwinning**




# Italian Project: Model 1 variant 3

**Think about Christmas!** ?

Vincenza Leone ? 

Students share activities, songs, works, cards and everything about Christmas. 




**Pages** ?

First step


**CREATE A PAGE**

**Images** ? <>



**ADD IMAGES**

**Videos** ?




**ADD VIDEOS**


**Teacher Bulletin** ?

Type here Post

**Project Journal** ?

Type here Post

 Children decorate the glass with images of the nativity. This works will be given to children family and Christmas's present.

 1 member on

English Lab Year 4  
A.Y. 2015/2016

**Teacher Training Task  
A.Y. 2015/2016**

**EU Students – EU Students:  
Model 1 variant 1**

**English Lab Year 4  
A.Y. 2016/2017**

This is one action of the Teacher Training Pilot 2016. This project would motivate our students to know different ways to cooperate using a didactic platform as eTwinning. These experiences will be a resource for their future professions.

Navigation: HOME, PAGES, MATERIALS, FORUMS, LIVE, MEMBERS

Welcome Vincenzo Leone

Buttons: CREATE A PAGE, ADD IMAGES, ADD VIDEOS, Teacher Bulletin, Project Journal

Trainees in Milan, Catholic University of Sacred Heart and Polish students of Warsaw University will cooperate in creating templates about projects focused on innovation, ICT and active citizenship. They will try to imagine themselves in real schooling with different activities.

Navigation: HOME, PAGES, MATERIALS, FORUMS, LIVE, MEMBERS

Welcome Vincenzo Leone

Buttons: CREATE A PAGE, ADD IMAGES, ADD VIDEOS, Teacher Bulletin, Project Journal

The project will be open to different experience of CLIL in primary school. Trainees and teachers will plan short activities (one week) about different topics. They have to specify: aims, teaching objectives. Each one has to write personal thoughts about the advantages of CLIL in innovating settings to the development of competences

Navigation: HOME, PAGES, MATERIALS, FORUMS, LIVE, MEMBERS

Browse in public mode

Buttons: CREATE A PAGE, ADD IMAGES, ADD VIDEOS, Teacher Bulletin, Project Journal

**English Lab Year 5  
A.Y. 2016/2017**



# eTwinning Project in school: Model 2

English Lab Year 4  
A.Y. 2016/2017

Teacher Training Practice  
A.Y. 2015/2016

Portal eTwinning Live My TwinSpaces English Logout

## That's my city!

We would like to propose a project to children from five to nine. We think that we can involve students from different countries to share and compare the city of their school. Using different tools (e.g posters, photos, maps, videos etc...) we want to help students develop a deeper knowledge of the place where their school is situated.

Pages

Project Journal

The presentation of our village Pawłosiów

PAWŁOSIÓW.pptx

- Posted by Ewelina Pawlikowska, 10.05.2017

Happy Easter

Home > Veratti: Bot, Crock and Page are arrived in our school!

## The Adventures of Bot, Crock and Page

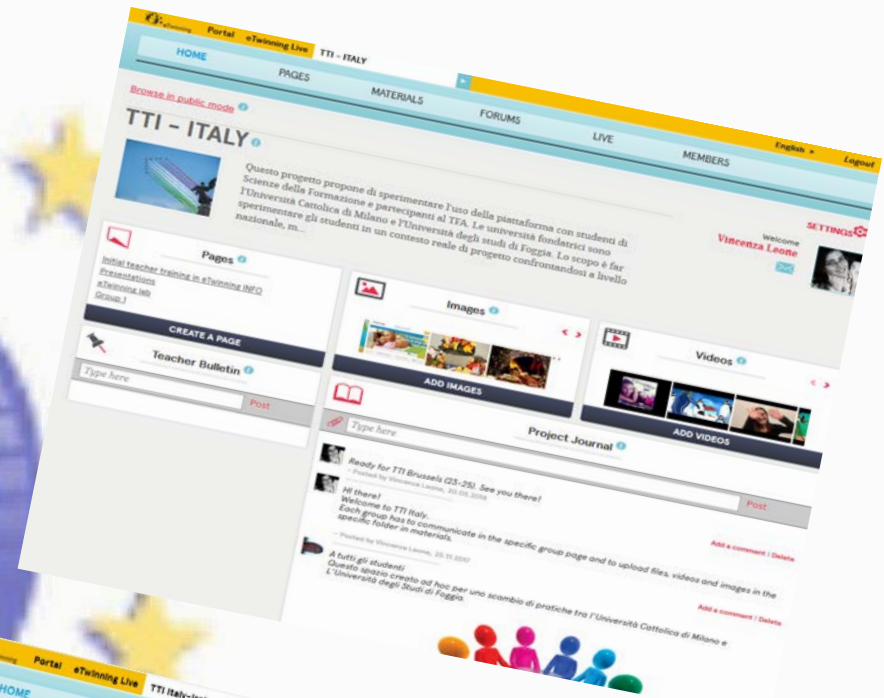
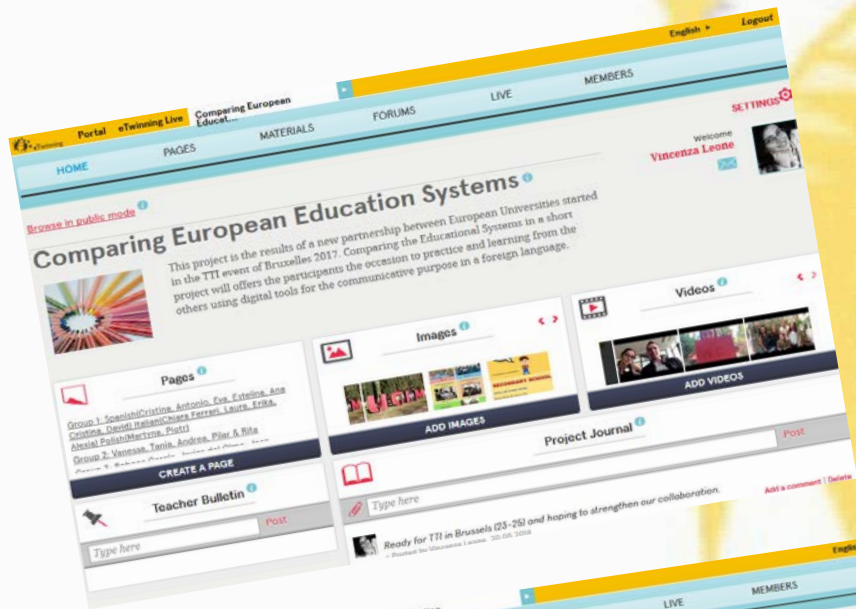
Pages

Veratti: Bot, Crock and Page are arrived in our school!


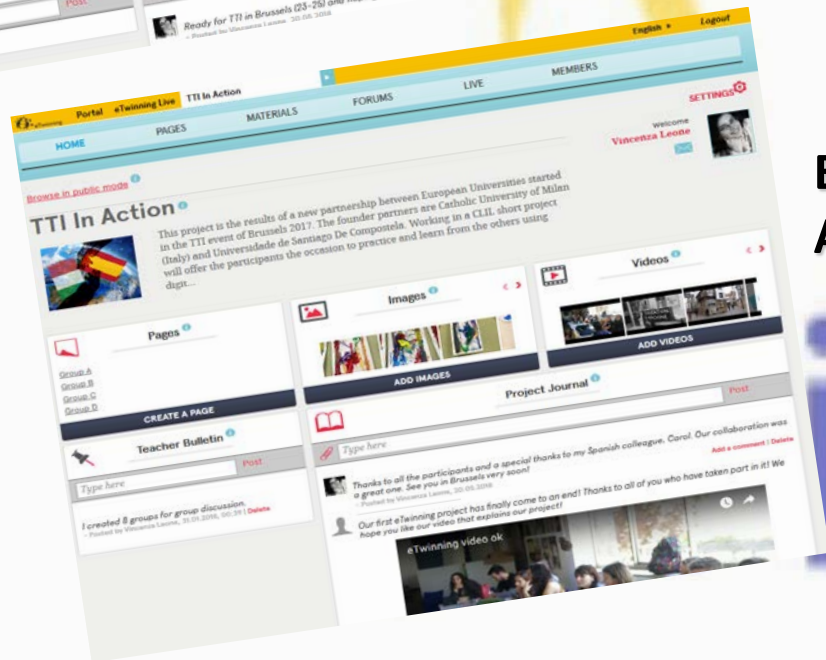
Veratti: Bot, Crock and Page are arrived in our school!

# A.Y. 2017 - 2018

## English Lab Year 4 A.Y. 2017/2018



## English Lab Year 5 A.Y. 2017/2018



# A career through eTwinning



eTwinning



**What is the next  
step...?**

**National Collaboration**

**eTwinning**

**Thank you.....**

**for your attention!**



UNIVERSITÀ  
CATTOLICA  
del Sacro Cuore



Erasmus+



eTwinning